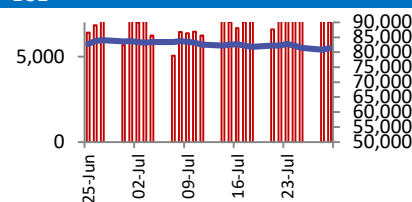
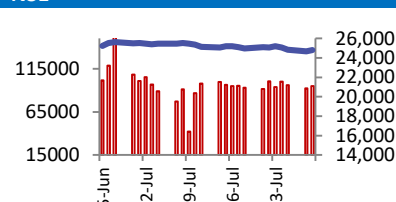


BSE



Open	80620
High	81430
Low	80575
Close	81338
Change	447
Volume (Lacs)	6479
Turnover (Rs.inCr)	7016

NSE



Open	24610
High	24847
Low	24599
Close	24821
Change	140
Volume(Lacs)	32113
Turnover(Rs.in Cr)	94795

World Markets	Current	Previous	Pt. Chg	Var(%)
Dow	44633	44838	(205)	-0.5%
Dow Futures	44845	44816	29	0.1%
Nasdaq	21098	21179	(80)	-0.4%
FTSE	9136	9081	55	0.6%
Nikkei	40682	40675	8	0.0%
Hang Seng	25455	25524	(69)	-0.3%
Gift Nifty	24797	24840	(43)	-0.2%
Straits Singapore	4217	4229	(12)	-0.3%
South Korea	3259	3231	28	0.9%
Taiwan	23366	23202	165	0.7%
Shanghai	3632	3610	23	0.6%

Commodity Prices	Current	Previous	Pt. Chg	Var(%)
Copper (\$/MT)	9798	9793	5	0.1%
Alumin (\$/MT)	2606	2632	(26)	-1.0%
Zinc (\$/MT)	2805	2818	(13)	-0.4%
Brent Crude (\$/bbl)	73	73	0	0.2%
Gold (\$/Ounce)	3329	3327	2	0.1%
Silver (\$/Ounce)	38	38	(0)	-0.1%
Light Crude (\$/bbl)	69	69	(0)	0.0%
N G (\$/mmbtu)	3	3	0	0.3%
Sugar (\$/MT)	475	475	1	0.1%
Rubber (Rs./kg)	210	210	0	0.0%
Baltic Dry Index	2109	2226	(117)	-5.3%

Currency Exchange Rate	Current	Previous	Var(%)
Rs./ \$ rate	86.82	86.67	0.18%
Rs./ Euro	100.50	101.11	-0.61%
Rs./Chinese Yuan	12.10	12.10	0.01%
Yen / \$ rate	148.01	148.46	-0.30%
\$ US/Euro	1.16	1.15	0.16%

Dollar Index	Current	Previous	Var(%)
Dollar Index	98.76	98.89	-0.12%

Support/ Resistance Levels for Today		
	Nifty	Bank Nifty Fut
Support 1	24670	56070
Support 2	24600	55840
Resistance	24900	56570

Securities in Ban For Trade
RBLBANK

Market Review

US: The S&P 500 fell for the first time in seven trading sessions as investors shifted their focus from trade deals to economic data and corporate earnings.

Asia: Asian equities struggled for direction ahead of the Fed's policy decision, while a modest progress in US-China trade talks did little to boost sentiment.

India: India's benchmark equity indices snapped a three-session decline to close higher on Tuesday as investors bought into large-cap heavyweights Reliance Industries Ltd. and HDFC Bank Ltd. Realty and pharmaceutical stocks also surged. **Market is expected to open on a flattish note and likely to witness range bound move during the day.**

Global economy: U.S. Treasury Secretary Scott Bessent announced that President Trump holds the ultimate decision on extending the trade truce between China and the United States. While a 90-day extension is under consideration, trade negotiators from both nations, including U.S. Trade Representative Jamieson Greer, anticipate reconvening in approximately three months.

Amidst trade negotiations, President Trump hinted at potential tariffs on India, despite acknowledging their friendly relations and ongoing trade discussions. He claimed India imposed higher tariffs than other nations, asserting his intention to address this.

Australian CPI inflation cooled more than expected in the Q2 of 2025, lending more credence to expectations that the Reserve Bank will cut interest rates further. CPI inflation rose 0.7% q-o-q in Q2, less than expectations of 0.8%. CPI rose 2.1% y-o-y in Q2, in line with expectations but lower than the 2.4% of Q1.

Commodities: Oil prices ticked up in early trading on Wednesday after rising more than 3% in the previous session as potential supply shortages came into focus after U.S. President Donald Trump gave Moscow an abbreviated deadline toward ending the war in Ukraine.

Gold prices steadied on Wednesday as investors held back on making big bets ahead of the Federal Reserve's policy statement later in the day for cues into future rate cuts, while focus remained on U.S. trade talks ahead of the August 1 deadline.

Currency: The Japanese Yen (JPY) edges higher against the retreating US Dollar (USD) during the Asian session on Wednesday and moves away from a one-week low touched the previous day.

FII Derivative Transactions (Rs. Cr)

Contracts	Purchase		Sell		Net	Open Interest (OI)		OI (Previous day)		Change	
	Contract	Value	Contract	Value		Contract	Value	Contract	Value	Contract	Value
Index Future	51456	9657	57412	10774	(1117)	232746	43753	232700	43508	46	245
Index Option	4779278	893066	4766412	891216	1850	1912367	358583	1902339	354967	10028	3616
Stock Future	2002189	135578	1947399	132371	3207	5553670	382917	5528278	378097	25392	4820
Stock Option	388492	27373	382474	27005	368	795821	54301	822431	55677	(26610)	(1376)
Total	7221415	1065674	7153697	1061366	4308	8494604	839554	8485748	832249	8856	7305

FII All Activity-BBG (Rs Cr)		Buy	Sell	Net
22-Jul-25		21686	17068	4618
23-Jul-25		15482	18782	(3299)
24-Jul-25		14387	16383	(1996)
25-Jul-25		737	1016	(280)
28-Jul-25		10191	16155	(5964)
Month to date- July		258542	272117	(13575)
FII (Prov.) (Rs Cr)		Buy	Sell	Net
23-Jul-25		14476	18685	(4209)
24-Jul-25		13725	15859	(2134)
25-Jul-25		12832	14812	(1980)
28-Jul-25		9994	16076	(6082)
29-Jul-25		11512	16149	(4637)
Month to date-July		249025	289909	(40884)
DII (Prov.) (Rs. Cr)		Buy	Sell	Net
23-Jul-25		15146	10788	4359
24-Jul-25		13507	10890	2617
25-Jul-25		12787	10648	2139
28-Jul-25		15800	9035	6765
29-Jul-25		16166	10019	6147
Month to date-July		285738	234494	51245
FII Debt - BBG (Rs. Cr)		Buy	Sell	Net
22-Jul-25		3374	2641	734
23-Jul-25		540	1115	(575)
24-Jul-25		1168	2497	(1329)
25-Jul-25		13660	15080	(1419)
28-Jul-25		693	1497	(804)
Month to date- July		43287	46358	(3071)

Market Breadth	BSE		NSE	
	No.	%	No.	%
Advance	2427	58%	1884	63%
Decline	1587	38%	1049	35%
Unchanged	143	3%	77	3%

Market Turnover	29-Jul	28-Jul	Var (%)
BSE Cash	7016	7561	-7%
NSE Cash	94795	92170	3%
NSE Futures	345206	325029	6%
NSE Options	14489999	15595513	-7%
Total (Rs.Cr)	14937016	16020273	-7%

Volatility Index	29-Jul	28-Jul
Volatility Index	11.53	12.06

Index PE - TTM	29-Jul	Yr. High	Yr. Low
Sensex	23.3	25.2	20.3
Nifty	22.0	24.4	19.6

Corporate News
Tilaknagar to raise Rs 2,296 crore for acquiring Imperial Blue

Tilaknagar Inds to raise Rs 2,296 cr via preferential issue to fund its Rs 4,150 cr acquisition of Imperial Blue from Pernod Ricard. The deal marks the largest M&A by an Indian liquor firm and strengthens Tilaknagar's entry into the whisky segment. (FE)

Asian Paints CEO sees steady urban demand, flags tech layoffs

Asian Paints experienced a dip in net profit by 6% during the June qtr. Despite this, sales volume in the decorative business in India grew nearly 4%. Amit Syngle, CEO, anticipates sustained demand in urban markets. The company is closely monitoring the impact of job cuts in the technology sector. Revenue was impacted by product mix changes and subdued demand. (ET)

SC agrees to open court hearing of JSW Steel's review petition against scrapping of BSPL resolution

The acceptance of JSW Steel and lenders' prayers is being seen as an important relief for the co, and the apex court will now hear review petition against the judgment dated May 2, 2025 scrapping the resolution. The JSW-BPSL resolution plan was annulled after 5 years, with SC raising questions around missed timelines, inconsistent creditor oversight, and the role of promoter-linked structures in resolution plan that was allowed to proceed despite non-compliance on several fronts. (CNBC)

Economy
IMF lifts India's FY26 outlook to 6.4%, raises FY27 growth projection on favourable external factors

The IMF has revised India's economic growth forecast upwards to 6.4% for FY26 and FY27, citing a more favorable global economic environment. This projection positions India as the fastest-growing economy among major nations. The revised global growth outlook reflects stronger-than-expected economic activity and adjustments in US trade policies. While the IMF's forecast is slightly below the RBI's 6. (ET)

Centre expects Rs 5.91 lakh cr from cess and surcharge in FY26

The Finance Ministry anticipates collecting ₹5.91 lakh cr from cess and surcharge in the current fiscal year, marking a 9.43% increase from the previous year. These collections, comprising ₹4.18 lakh cr from cess and ₹1.72 lakh cr from surcharge, will fund Centrally Sponsored Schemes and address specific Union needs. The Centre currently operates eight different cesses. (ET)

International
Tesla-Samsung \$16.5 bn supply deal may spur chipmaker's US contract business

Tesla has signed a \$16.5 bn deal to source chips from Samsung Electronics, a move that could bolster the South Korean tech giant's unprofitable contract business but is unlikely to help Tesla sell more EVs or roll out robotaxis more quickly. (Invst)

Top 5 Nifty Gainers	29-Jul	28-Jul	Var(%)
JIOFIN	321	307	4.5%
LT	3496	3422	2.1%
RELIANCE	1417	1388	2.1%
ASIANPAINT	2402	2360	1.8%
EICHERMOT	5471	5386	1.6%
Top 5 Nifty Losers	29-Jul	28-Jul	Var(%)
SBILIFE	1833	1851	-0.9%
AXISBANK	1064	1074	-0.9%
TCS	3056	3079	-0.8%
HDFCLIFE	756	761	-0.6%
TITAN	3379	3393	-0.4%

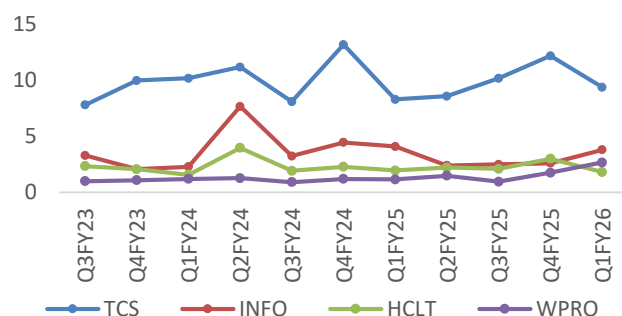
BSE Index Watch	Last	1 day	1 wk	1 mth	1 yr
SENSEX	81338	0.6%	-1.0%	-2.7%	-0.1%
MIDCAP	46026	0.8%	-1.5%	-1.8%	-4.6%
SMLCAP	53790	1.1%	-2.5%	-1.6%	-2.9%
AUTO	53429	0.9%	0.0%	-0.1%	-10.8%
BANKEK	62271	0.1%	-1.8%	-3.0%	6.0%
Capital Goods	68510	0.6%	-3.5%	-5.3%	-9.2%
FMCG	20276	0.4%	-2.0%	0.2%	-9.6%
Health Care	45836	1.1%	2.5%	3.6%	14.1%
IT	34925	0.2%	-3.7%	-8.4%	-16.3%
METAL	31305	0.9%	-1.3%	-1.2%	-3.4%
Oil & Gas	27214	0.9%	-1.5%	-2.3%	-16.2%
Power	6738	0.8%	-2.2%	-2.9%	-19.0%
Realty	7187	1.6%	-7.0%	-6.0%	-16.2%

Margin Trading Disclosure (Rs. In Cr)	Last	1 day	1 wk	1 mth	3 mth
Op. Scripwise Outstanding	91960	0.6%	2.1%	9.4%	32.0%
Fresh Exposure	5665	-10.9%	-2.5%	-20.8%	25.6%
Exposure liquidated	5821	1.9%	-1.4%	-20.0%	8.1%
Closing Net scripwise outstanding	91803	-0.3%	2.0%	9.4%	33.4%

NSE USD Futures	29-Jul	28-Jul	Var (%)
July Expiry (Rs./\$)	86.82	86.70	0.1%
Aug Expiry (Rs./\$)	86.08	86.08	0.0%
Total Turnover (Rs. Crore)	4729	8068	-41%

Sectors	TTM PE
Auto	31.65
Auto Ancillary	43.34
Banking	14.37
Engineering	47.68
Cement	72.23
Diamonds & Jewellery	43.93
Housing Finance	24.15
Infrastructure & Const	26.83
Metals-Aluminium	28.66
Metal – Steel	17.98
Oil Expl.	7.42
Pharma	10.01
Power – Gen. Supp.	40.84
Information Tech.	27.4
Sugar	17.91
Telecom Serv. Prov.	39.8
Tyres	34.32

Large cap IT firms Order Book (\$ Mn) (Source: NBRR)



10 year G-Sec Yield	Current	Previous	Change
US	4.33%	4.32%	1 bps
Japan	1.56%	1.58%	(2) bps
India	6.36%	6.37%	(1) bps
UK	4.63%	4.65%	(1) bps
Libor 3 Mths	4.85%	4.85%	(0) bps

Indian Eco Data	Current	Previous	Var(%)
Forex Reserve (US\$ in bn)	602	695	-13.5%
Inflation - WPI	-0.13%	0.39%	(52) bps
Inflation - CPI	2.10%	2.82%	(72) bps

India GDP	Q3FY25	Q2FY25	Var(%)
Growth	7.38%	6.40%	98 bps

Monetary Policy	Current	Previous	Change
Repo Rate	5.50%	6.00%	(50) bps
Reverse Repo Rate	3.35%	3.35%	0 bps
CRR	4.00%	4.00%	0 bps
O/S Banking System Liquidity (Rs bn)	2414	2566	(152.2)

IIP Growth %	Jun-25	Jun-24	Apr-Feb
IIP	1.5	4.9	3.3
Capital Goods	3.5	3.6	7.9
Mining	3.9	3.5	3.8
Manufacturing	-2.6	8.6	2.1
Electricity	-8.7	10.3	0.4

ADR Price Movement

Company	Price (US\$)	Volume	Previous Day Price	Volume	Variance (%)	No. of Share Per ADR	ADR Price (Rs.)	BSE Price	Variance (%)
Infosys Tech	17.21	11563738	17.16	21715441	0.29%	1	1494.15	1513.70	-1.3%
Wipro	2.80	7990068	2.77	10189709	1.08%	1	243.09	251.80	-3.5%
Dr.Reddy's	14.76	1303560	14.70	1227221	0.41%	1	1281.45	1299.80	-1.4%
ICICI Bank	33.78	5871158	33.84	7413046	-0.18%	2	1466.37	1486.20	-1.3%
HDFC Bank	77.46	2039637	76.78	2013823	0.89%	3	2241.66	2021.60	10.9%

GDR's (US\$)

	Prices	Prev. Close	Change	Var %
L&T	39.85	39.45	0.4	1.0%
RIL	64.30	63.70	0.6	0.9%
SBI	92.10	92.60	(0.5)	-0.5%

US Economy Data	Current	Previous
Inflation (%) (YoY)	2.70%	2.40%
Unemployment (%)	4.10%	4.20%

Interest Rate (%)	Current	Previous
Fed Rate	4.50%	4.50%

US GDP	Q2CY25	Q1CY25
Growth (QoQ Annualized)	-0.50%	2.40%

China Economy Data	Current	Previous
GDP	5.20%	5.40%
Inflation – CPI (%)	0.10%	-0.10%

Economic Calendar

	Date
Indian GDP Data	29 Aug
Indian Inflation Data CPI	12 Aug
Indian Inflation Data WPI	14 Aug
Indian Monetary Policy	06 Aug
India's Industrial Production (IIP)	28 Aug
US Inflation Data	12 Aug
US GDP	30 July
US Unemployment Data	01 Aug
US Fed Rate	30 July
China GDP	20 Oct
China Inflation Data	09 Aug

Event Update		
Name	Date	Purpose
Aurionpro Solutions Ltd.	30/07/25	Rs.1.00 per share(10%)First Interim Dividend
BASF India Ltd.	30/07/25	Rs.20.00 per share(200%)Final Dividend
Cravatex Ltd.	30/07/25	Rs.12.50 per share(125%)Final Dividend
Elh Ltd.	30/07/25	Rs.1.50 per share(75%)Final Dividend
Frog Cellsat Ltd.	30/07/25	Annual General Meeting
Hawkins Cookers Ltd.	30/07/25	Rs.130.00 per share(1300%)Dividend
JB Chemicals & Pharmaceuticals Ltd.	30/07/25	Rs.7.00 per share(700%)Final Dividend
MM Forgings Ltd.	30/07/25	Rs.4.00 per share(40%)Final Dividend
Nocil Ltd.	30/07/25	Rs.2.00 per share(20%)Final Dividend
Pecos Hotels and Pubs Ltd.	30/07/25	Rs.3.50 per share(35%)Final Dividend
Permanent Magnets Ltd.	30/07/25	Rs.2.00 per share(20%)Final Dividend
Sinclair's Hotels Ltd.	30/07/25	Rs.0.80 per share(40%)Dividend
Slone Infosystems Ltd.	30/07/25	Dividend & Meeting
TD Power Systems Ltd.	30/07/25	Rs.0.65 per share(32.5%)Final Dividend
VRL Logistics Ltd.	30/07/25	Rs.10.00 per share(100%)Final Dividend
Balkrishna Industries Ltd.	31/07/25	First Interim Dividend
Bharat Petroleum Corporation Ltd.	31/07/25	Rs.5.00 per share(50%)Final Dividend
Carborundum Universal Ltd.	31/07/25	Rs.2.50 per share(250%)Final Dividend
Chembond Material Technologies Ltd.	31/07/25	Rs.1.75 per share(35%)Dividend
Cheviot Company Ltd.	31/07/25	Rs.5.00 per share(50%)Final Dividend
Godrej Agrovet Ltd.	31/07/25	Rs.11.00 per share(110%)Final Dividend
GPT Infraprojects Ltd.	31/07/25	Rs.1.00 per share(10%)Final Dividend
Granules India Ltd.	31/07/25	Rs.1.50 per share(150%)Final Dividend
Igarashi Motors India Ltd.	31/07/25	Rs.2.50 per share(25%)Final Dividend
ITD Cementation India Ltd.	31/07/25	Rs.2.00 per share(200%)Final Dividend
JK Tyre & Industries Ltd.	31/07/25	Rs.3.00 per share(150%)Dividend
Kirloskar Oil Engines Ltd.	31/07/25	Rs.4.00 per share(200%)Final Dividend
KPT Industries Ltd.	31/07/25	Rs.3.00 per share(60%)Dividend
Maitreya Medicare Ltd.	31/07/25	06th AGM
Prataap Snacks Ltd.	31/07/25	Rs.0.50 per share(10%)Dividend
United Breweries Ltd.	31/07/25	Rs.10.00 per share(1000%)Final Dividend
Usha Martin Ltd.	31/07/25	Rs.3.00 per share(300%)Final Dividend
V-Guard Industries Ltd.	31/07/25	Rs.1.50 per share(150%)Final Dividend
Aarvi Encon Ltd.	01/08/25	Dividend
ADC India Communications Ltd.	01/08/25	Rs.5.00 per share(50%)Final Dividend
Amara Raja Energy & Mobility Ltd.	01/08/25	Rs.5.20 per share(520%)Final Dividend
Andhra Paper Ltd.	01/08/25	Rs.1.00 per share(50%)Final Dividend
Balaji Amines Ltd.	01/08/25	Rs.11.00 per share(550%)Final Dividend
Bata India Ltd.	01/08/25	Rs.9.00 per share(180%)Final Dividend
Batliboi Ltd.	01/08/25	Rs.0.60 per share(12%)Final Dividend
BDH Industries Ltd.	01/08/25	Rs.4.50 per share(45%)Final Dividend
Bengal Tea & Fabrics Ltd.	01/08/25	Rs.1.50 per share(15%)Final Dividend
Cello World Ltd.	01/08/25	Rs.1.50 per share(30%)Final Dividend
Chennai Petroleum Corporation Ltd.	01/08/25	Rs.5.00 per share(50%)Final Dividend
Cholamandalam Financial Holdings Ltd.	01/08/25	Rs.1.30 per share(130%)Final Dividend
City Union Bank Ltd.	01/08/25	Rs.2.00 per share(200%)Dividend
Cochin Minerals & Rutile Ltd.	01/08/25	Rs.8.00 per share(80%)Final Dividend
Cyber Media (India) Ltd.	01/08/25	Right Issue of Equity Shares
Data Patterns (India) Ltd.	01/08/25	Rs.7.90 per share(395%)Final Dividend
Dhunseri Tea & Industries Ltd.	01/08/25	Rs.1.00 per share(10%)Final Dividend
Dhunseri Ventures Ltd.	01/08/25	Rs.5.00 per share(50%)Final Dividend
Eicher Motors Ltd.	01/08/25	Rs.70.00 per share(7000%)Final Dividend
Endurance Technologies Ltd.	01/08/25	Rs.10.00 per share(100%)Final Dividend
Galaxy Surfactants Ltd.	01/08/25	Rs.4.00 per share(40%)Final Dividend
Gandhar Oil Refinery (India) Ltd.	01/08/25	Rs.0.50 per share(25%)Final Dividend
Gretex Corporate Services Ltd.	01/08/25	Rs.0.30 per share(3%)Final Dividend
International Travel House Ltd.	01/08/25	Rs.5.50 per share(55%)Final Dividend
Kaira Can Company Ltd.	01/08/25	Rs.12.00 per share(120%)Final Dividend
Kaycee Industries Ltd.	01/08/25	Rs.2.00 per share(20%)Final Dividend

Bulk Deal As On 29/07/25

BSE					
Security Code	Security Name	Client Name	Deal	Quantity	Price
523896	APIL	PANKAJ KANTILAL VORA	S	50000	20
523896	APIL	RAMESH CHANDRA MISHRA	B	50000	20
539175	BLUEGOD	RATHOD MANOJ CHHAGANLAL HUF	S	400000	22.52
539175	BLUEGOD	SHAILESH DHAMELIYA	S	178000	22.52
539175	BLUEGOD	SHAILESH DHAMELIYA	B	374482	22.52
530249	BRIDGESE	NARESHKUMAR RAMANLAL PANCHAL	S	168550	10.78
526473	ELEFLOR	BHAVISHYA ECOMMERCE PRIVATE LIMITED	B	207898	5.98
526473	ELEFLOR	HARISH VERMA	S	106835	5.51
526473	ELEFLOR	INDIA FAST FORWARD ADVISORY SERVICES PRIVATE LIMITED	B	189360	5.32
524768	EMMESSA	QUANTSEYE AI PRIVATE LIMITED	S	25333	29.29
513536	GNRL	L7 HITECH PRIVATE LIMITED	B	5000000	64.9
513536	GNRL	RAJASTHAN GASES LIMITED	S	5000000	64.9
526717	HPBL	KHODEEAR ENTERPRISE LLP LLP	S	57000	197.25
526717	HPBL	PINE OAK GLOBAL FUND	B	130000	197.16
532303	INTEGHIT	UMEHABIBA INKLAB KHAN	S	50873	3.13
513361	ISWL	NILESH DHIRAJLAL HEMANI	S	2300000	8.51
544221	KIZI	ARPIT SINGH	B	51000	17
539762	MEAPL	PARVEEN JAIN	S	108000	32.36
541337	MILEFUR	MULTIPLIER SHARE & STOCK ADVISORS PRIVATE LIMITED	B	66000	9.56
503772	MODWOOL	CAPIFY FINSERVE PRIVATE LIMITED	S	5888	58.5
503772	MODWOOL	JAVERI FISCAL SERVICES LIMITED	B	5843	58.5
544453	MSECL	MANSI SHARE AND STOCK BROKING PRIVATE LIMITED	B	125400	412.42
544453	MSECL	PADMAJA UDAYAGIRI	B	70800	419.45
543207	NATURAL	RAVI MANDAVA	B	200000	13.25
540198	OSIAJEE	KRISHNKANT KUMAR	S	72826	289
531280	PANKAJPO	ARPIT JAIN	B	75000	16.95
531280	PANKAJPO	NIKULKUMAR PRAVINBHAI KANANI	S	75985	16.95
505502	PSITINFRA	SARITA DEVI SHARMA	S	475346	1.1
539519	SATTVASUKU	D P VORA SECURITIES PRIVATE LIMITED	S	1389142	0.7
539519	SATTVASUKU	D P VORA SECURITIES PRIVATE LIMITED	B	3500000	0.65
539519	SATTVASUKU	KAINYA AND ASSOCIATES PRIVATE LIMITED	B	3400000	0.65
531797	SCANPRO	NIRMAL GUPTA	S	27000	72.17
512399	SERA	PINE OAK GLOBAL FUND	S	1000000	35
543536	SILVERPRL	BASANT KOTHARI	S	56000	8.7
543536	SILVERPRL	MADHU SINGH	B	56000	8.7
543924	SONALIS	SONALI NILESH KOCHAREKAR	B	30000	70.72
531205	SPRIGHT	CHAUHAN NAGJIBHAI CHANDUBHAI	S	6400000	2.56
540914	SRUSTEELS	MAHABIR TRADEVENTURES LLP	B	397200	5.76
506863	SWADEIN	MULTIPLIER SHARE & STOCK ADVISORS PRIVATE LIMITED	S	68713	35.35
544452	SWASTIKAAL	FORTUNE HANDS GROWTH FUND SCHEME I	B	100000	69
543514	VERANDA	PARMAR DEVELOPERS AND PROPERTIES PVT LTD	B	500000	225.75
524394	VIMTALABS	GRAVITON RESEARCH CAPITAL LLP	S	248122	689.12
524394	VIMTALABS	GRAVITON RESEARCH CAPITAL LLP	B	248122	688.49
524394	VIMTALABS	HRTI PRIVATE LIMITED	S	337621	687.32
524394	VIMTALABS	HRTI PRIVATE LIMITED	B	346842	689.08
524394	VIMTALABS	IRAGE BROKING SERVICES LLP	S	305599	689.86
524394	VIMTALABS	IRAGE BROKING SERVICES LLP	B	237333	692.87
511018	ZMILGFN	MOHAMED IRFAN MOHAMED LATIF SHAIKH	B	150000	131.99
513536	GNRL	L7 HITECH PRIVATE LIMITED	B	5000000	64.9
513536	GNRL	RAJASTHAN GASES LIMITED	S	5000000	64.9

NSE

Security Code	Security Name	Client Name	Deal	Quantity	Price
GATECH	GACM Technologies Limited	MANDAKINIBEN PRADYUMANBHAI PATEL	SELL	9234552	0.55
GATECH	GACM Technologies Limited	SHUBHAM ASHOKBHAI PATEL	SELL	7248142	0.55
JAYNECOIND	Jayaswal Neco Industries Ltd	NEGEN CAPITAL SERVICES PRIVATE LIMITED	BUY	6159201	47.88
KEN	Ken Enterprises Limited	NEXUS GLOBAL OPPORTUNITIES FUND	BUY	134400	61.58
SAVY	Savy Infra and Logi Ltd	MANSI SHARE AND STOCK BROKING PRIVATE LIMITED	SELL	142800	136.15
SAVY	Savy Infra and Logi Ltd	NEO APEX VENTURE LLP	BUY	120000	136.15
SAVY	Savy Infra and Logi Ltd	NIRAJ RAJNIKANT SHAH	BUY	301200	138.26
SILKY	Silky Overseas Limited	VINCENT COMMERCIAL COMPANY LIMITED	BUY	201600	116.82
UPLPP1	UPL Limited	MARWADI SHARES AND FINANCE LTD.	SELL	519058	539.19
UPLPP1	UPL Limited	MORGAN STANLEY ASIA SINGAPORE PTE	BUY	598910	538.81

Disclosure:

Research Reports that are published by Nirmal Bang Securities Private Limited (hereinafter referred to as "NBSPL") are for private circulation only. NBSPL is a registered Research Analyst under SEBI (Research Analyst) Regulations, 2014 having Registration no. INH000001766. NBSPL is also a registered Stock Broker with National Stock Exchange of India Limited, BSE Limited, Metropolitan Stock Exchange of India Limited, Multi Commodity Exchange of India Limited and , National Commodity and Derivative Exchange Limited in Capital Market , Equity and Commodities derivatives segments and Currency Derivatives Segment .

NBSPL has other business divisions with independent research teams separated by Chinese walls, and therefore may, at times, have different or contrary views on stocks and markets.

NBSPL or its associates have not been debarred / suspended by SEBI or any other regulatory authority for accessing / dealing in securities Market since last 20 years. NBSPL, its associates or analyst or his relatives do not hold any financial interest (Except Investment) in the subject company. NBSPL or its associates or Analyst do not have any conflict or material conflict of interest at the time of publication of the research report with the subject company. NBSPL or its associates or Analyst or his relatives may or may not hold beneficial ownership of 1% or more in the subject company at the end of the month immediately preceding the date of publication of this research report.

NBSPL or its associates / analyst has not received any compensation / managed or co-managed public offering of securities of the company covered by Analyst during the past twelve months. NBSPL or its associates have not received any compensation or other benefits from the company covered by Analyst or third party in connection with the research report. Analyst has not served as an officer, director or employee of Subject Company. NBSPL / analyst has not been engaged in market making activity of the subject company.

Analyst Certification: The research analysts and authors of these reports, hereby certify that the views expressed in this research report accurately reflects my/our personal views about the subject securities, issuers, products, sectors or industries. It is also certified that no part of the compensation of the analyst(s) was, is, or will be directly or indirectly related to the inclusion of specific recommendations or views in this research. The analyst(s) principally responsible for the preparation of this research report and has taken reasonable care to achieve and maintain independence and objectivity in making any recommendations.

Disclaimer:

The Research Report is for the personal information of the authorized recipient and does not construe to be any investment, legal or taxation advice. NBSPL is not soliciting any action based upon it. Nothing in the research report shall be construed as a solicitation to buy or sell any security or product, or to engage in or refrain from engaging in any such transaction. In preparing the research report, we did not take into account the investment objectives, financial situation and particular needs of the reader.

The research report has been prepared for the general use of the clients of NBSPL and must not be copied, either in whole or in part, or distributed or redistributed to any other person in any form. If you are not the intended recipient you must not use or disclose the information in the research report in any way. Though disseminated to all the customers simultaneously, not all customers may receive the research report at the same time. NBSPL will not treat recipients as customers by virtue of their receiving the research report. The research report is not directed or intended for distribution to or use by any person or entity resident in a state, country or any jurisdiction, where such distribution, publication, availability or use would be contrary to law, regulation or which would subject NBSPL & its group companies to registration or licensing requirements within such jurisdictions.

The report is based on the information obtained from sources believed to be reliable, but we do not make any representation or warranty that it is accurate, complete or up-to-date and it should not be relied upon as such. We accept no obligation to correct or update the information or opinions in it. NBSPL or any of its affiliates or employees shall not be in any way responsible for any loss or damage that may arise to any person from any inadvertent error in the information contained in the research report. NBSPL or any of its affiliates or employees do not provide, at any time, any express or implied warranty of any kind, regarding any matter pertaining to this report, including without limitation the implied warranties of merchantability, fitness for a particular purpose, and non-infringement. The recipients of the research report should rely on their own investigations.

This information is subject to change without any prior notice. NBSPL reserves its absolute discretion and right to make or refrain from making modifications and alterations to this statement from time to time. Nevertheless, NBSPL is committed to providing independent and transparent recommendations to its clients, and would be happy to provide information in response to specific client queries.

Before making an investment decision on the basis of research report, the reader needs to consider, with or without the assistance of an adviser, whether the advice is appropriate in light of their particular investment needs, objectives and financial circumstances. There are risks involved in securities trading. The price of securities can and does fluctuate, and an individual security may even become valueless. International investors are reminded of the additional risks inherent in international investments, such as currency fluctuations and international stock market or economic conditions, which may adversely affect the value of the investment. Opinions expressed are subject to change without any notice. Neither the company nor the director or the employees of NBSPL accept any liability whatsoever for any direct, indirect, consequential or other loss arising from any use of the research report and/or further communication in relation to the research report. Here it may be noted that neither NBSPL, nor its directors, employees, agents or representatives shall be liable for any damages whether direct or indirect, incidental, special or consequential including lost revenue or lost profit that may arise from or in connection with the use of the information contained in the research report.

Copyright of this document vests exclusively with NBSPL.

Our reports are also available on our website

Registration granted by SEBI and certification from NISM in no way guarantee performance of NBSPL or provide any assurance of returns to investors.

Nirmal Bang Research (Division of Nirmal Bang Securities Pvt. Ltd.)

B-2, 301/302, Marathon Innova,
Opp. Peninsula Corporate Park
Off. Ganpatrao Kadam Marg
Lower Parel(W), Mumbai-400013
Board No. : 91 22 6723 8000/8001
Fax. : 022 6723 8010